

**MEDIA  
RELEASE**

**FinancialServicesCouncil.**  
growing and protecting the wealth of New Zealanders

**Financial Services Council  
of New Zealand**

Suite 106, The Zone  
23 Edwin Street, Mt Eden 1024  
PO Box 99581, Newmarket  
Auckland 1149, New Zealand

Ph: +64 9 632 1131

Fax: +64 9 630 3532

Email: [fsc@fsc.org.nz](mailto:fsc@fsc.org.nz)

[www.fsc.org.nz](http://www.fsc.org.nz)

[www.yourwealth.org.nz](http://www.yourwealth.org.nz)

# Who helps the over 65s in New Zealand and how

*Extract from the Horizon Research Financial Future report August 2015*

## **SURVEY**

This report extract gives the results of a survey of 2,483 New Zealanders who are members of Horizon Research's HorizonPoll panel, which represents the adult population. The survey was conducted between 24 and 29 July 2015. The sample was weighted to match New Zealand demographics for the population 18+ at the 2013 Census.

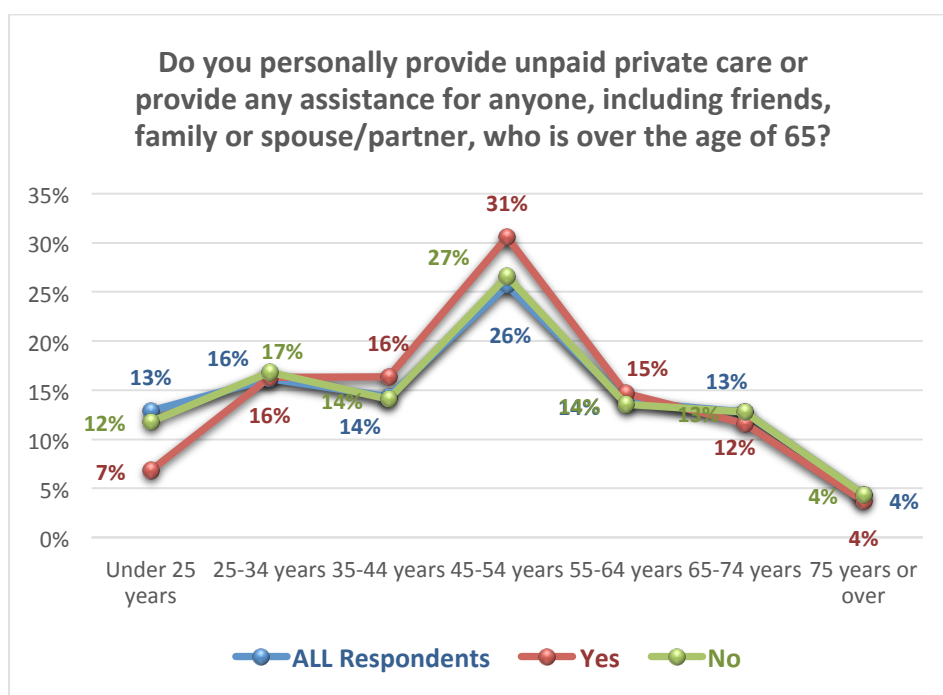
### **Assistance for people over 65 years of age**

#### **Assistance level**

Respondents were asked if they personally provided unpaid private care, or provided any assistance for anyone, including friends, family or spouse/partner, who was over the age of 65.

13% of all respondents – equivalent to around 427,500 New Zealanders 18+ - indicated they did. Of those providing care or assistance:

- 58% were female, above the 18+ female population proportion.
- 31% were aged 45-54 years, above this age group's proportion of the 18+ population (18.8%).



- The percentage providing assistance was lower where personal income was between \$30,000 and \$150,000 per annum and household income was between \$50,000 and \$200,000 per annum.
- Household income for those providing care or assistance is 4% below and personal income 9% below the population averages.

- Ethnicity is more likely than average to be Asian or Pacific Island and less likely than average to NZ European/Pakeha.

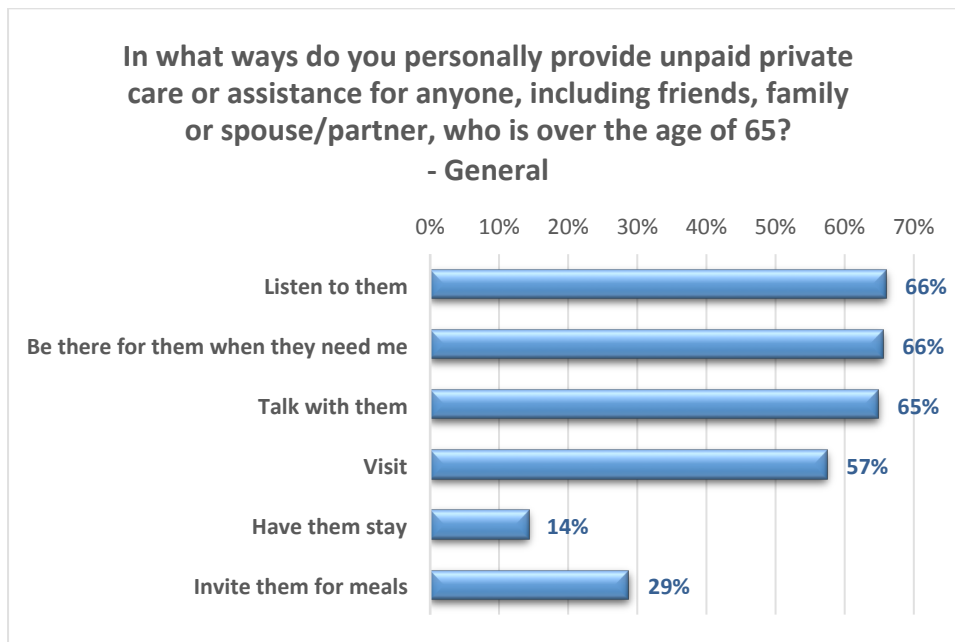
### Assistance in person and financial assistance

Respondents who personally provided unpaid private care, or provided any assistance for anyone, including friends, family or spouse/partner, who was over the age of 65 were given a list of possible forms of assistance and asked which ones, if any, they provided.

#### General care

81% of those providing some care or assistance selected options from the list that could be described as “general care”, as shown below:

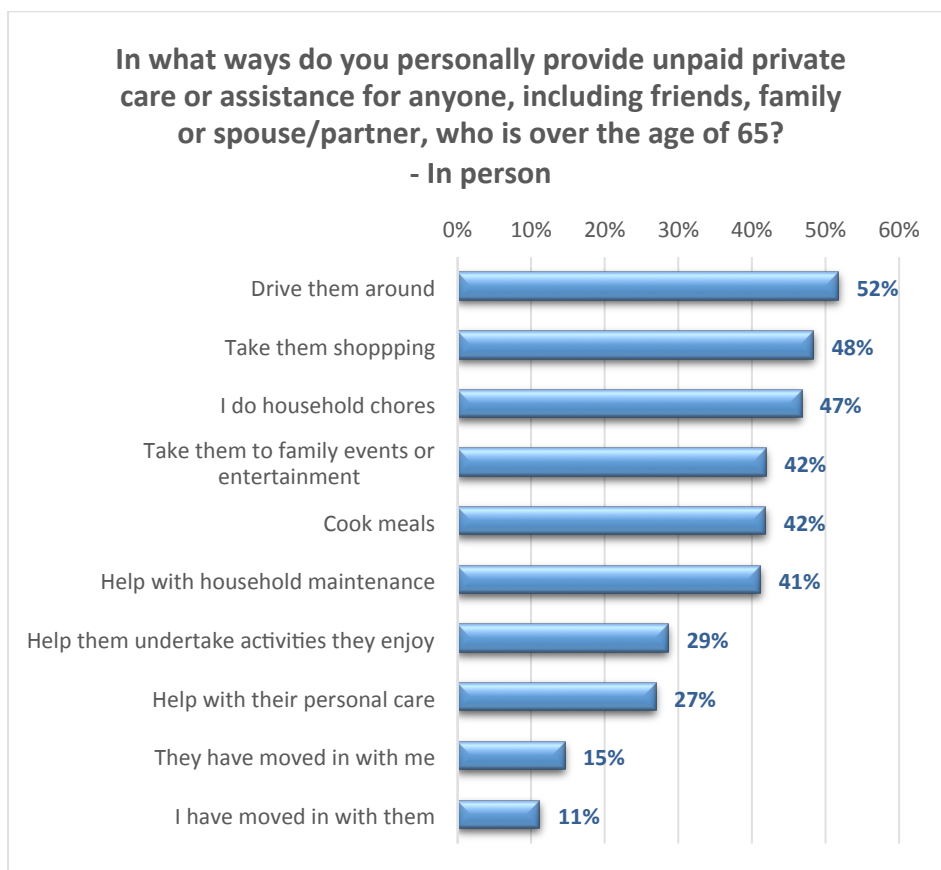
The percentage of respondents providing “general care” is equivalent to around 347,900 New Zealanders 18+. On average, respondents providing support “general care” were providing it in 3.6 different ways.



### Care or support “in person”

95% of those providing some care or assistance selected options from the list that could be described as “in person”, as shown below. This included moving in with the person or people for whom they were providing support or having them move in with the person providing support.

The percentage of respondents providing care or support “in person” is equivalent to around 405,300 New Zealanders 18+. On average, respondents providing support “in person” were providing it in 3.7 different ways.



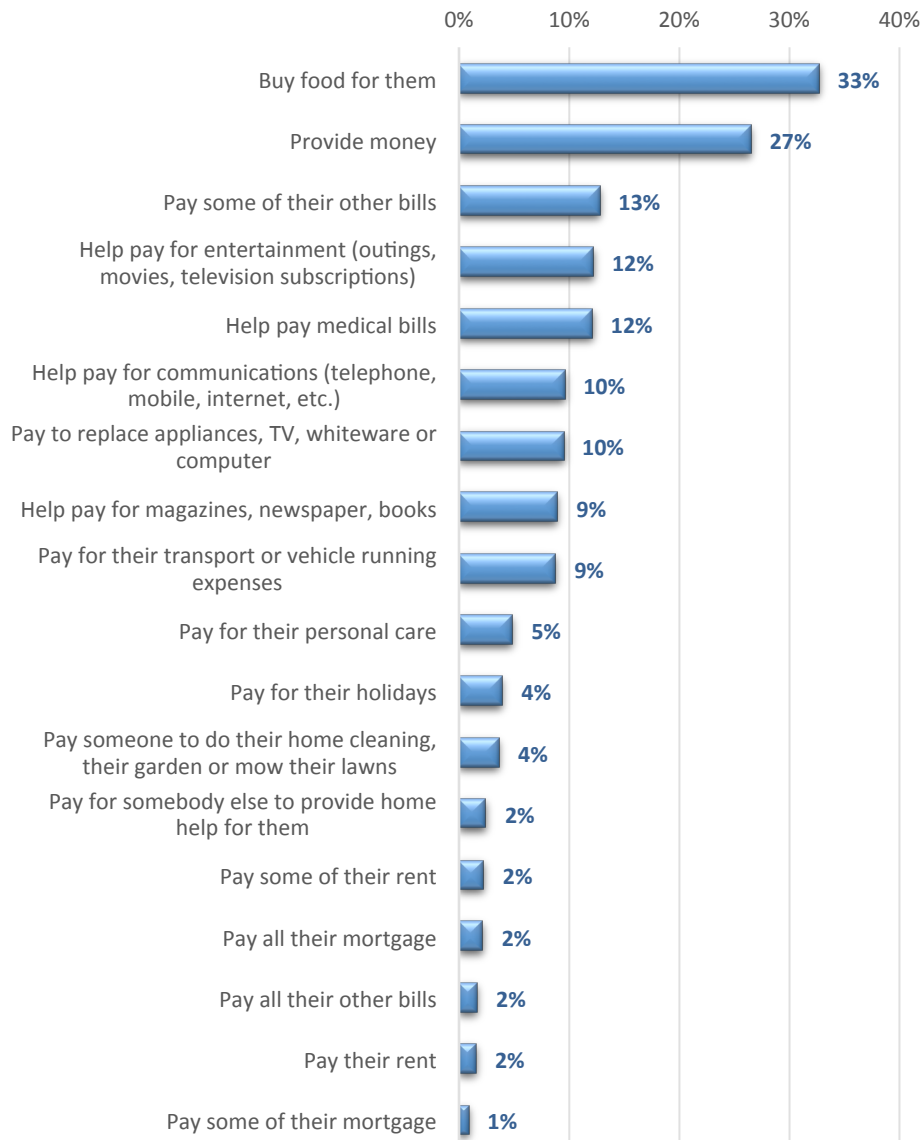
### Financial support

Financial support for people aged over 65 was the least common, although 69% of those providing some care or assistance selected financial support options from the list. The most common financial support was to buy food or provide money. The least common was to pay all or part of the rent or mortgage or all bills.

The percentage of respondents providing financial support or assistance is equivalent to around 295,300 New Zealanders 18+. On average, respondents providing financial support or assistance were providing it in 2.3 different ways.

**In what ways do you personally provide unpaid private care or assistance for anyone, including friends, family or spouse/partner, who is over the age of 65?**

**- Financial**



**Other support**

11% of those providing some care or assistance indicated that they provided support of a form that was not listed. Most was of an “in person” nature.

A representative selection of respondent comments covering the other assistance provided is shown below:

- “Do gardening chores; chop firewood.”*
- “General support. We help each other where necessary*
- “Help look after their pets (feed them and or walk them).”*
- “Help them organise their affairs and routines.”*

*"Help with computer problems, and provide advice for legal matters."*

*"Sort/setup their electronics (computer, phone etc.)."*

*"Help with medical treatments e.g. dressings on a wound."*

*"Hospital appointments and DTs visits."*

*"I do all medical & my sister does all financial aspects."*

*"I pay for and make up herbal medicine for her obtained from overseas."*

*"Mow lawns and other property maintenance. Deal with legal matters. Drive to/from hospital for eye surgery."*

*"Provide firewood."*

*"Provide veg, milk & eggs from my garden, cow & hens."*

*"Pay for taxi fares 24 / 7 & they don't use it much."*

*"Buy clothes, furniture, household goods."*

*"Change library books & do errands for them."*

*"Counsel/advice."*

*"The family have purchased a home and pay the mortgage."*

*"Voluntarily do home cleaning, mow lawns and garden for elderly people."*

*"Take to all forms of medical treatment."*

*"Take to all medical appointments, go to pay their bills."*

*"Taking to medical appointments."*